

Name: \_\_\_\_\_

## Mixed Up and Fixed Up #1



Cut out the words at the bottom of the page and paste them in the correct order.

--	--	--	--	--	--

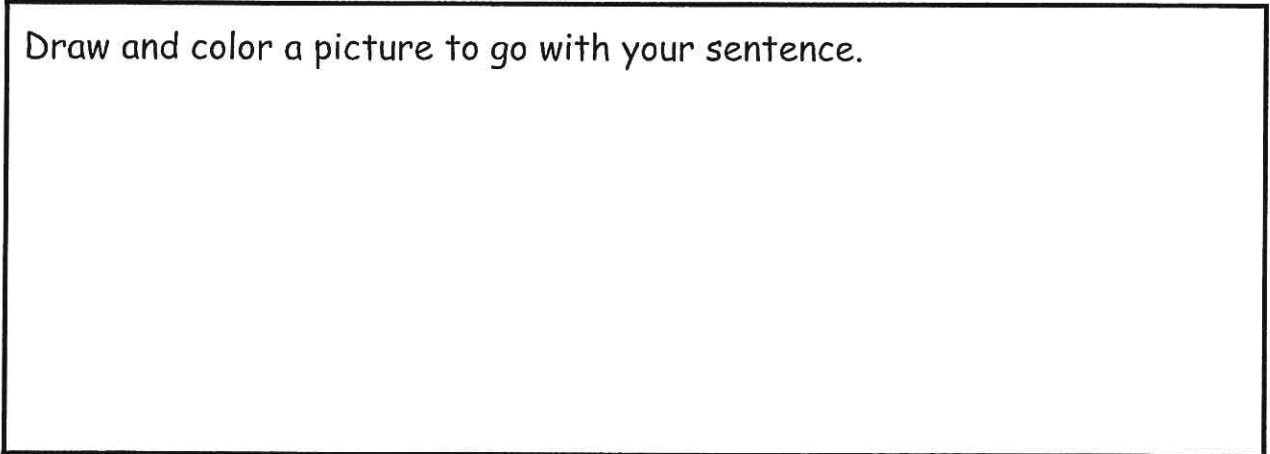
Write your sentence neatly.

---

---

---

Draw and color a picture to go with your sentence.




©2013 Learning With A Smile

friend seven My old. is years

Name: \_\_\_\_\_

## Mixed Up and Fixed Up #2



Cut out the words at the bottom of the page and paste them in the correct order.

--	--	--	--	--	--

Write your sentence neatly.

<hr/> <hr/> <hr/>
-------------------

Draw and color a picture to go with your sentence.


--

©2013 Learning With A Smile

frog	The	very	green	is	cute!
------	-----	------	-------	----	-------

Name: \_\_\_\_\_

### Mixed Up and Fixed Up #3



Cut out the words at the bottom of the page and paste them in the correct order.

--	--	--	--	--	--

Write your sentence neatly.

---

---

---

Draw and color a picture to go with your sentence.

©2013 Learning With A Smile

is kitten soft furry. The and

Name: \_\_\_\_\_

### Mixed Up and Fixed Up #4



Cut out the words at the bottom of the page and paste them in the correct order.

--	--	--	--	--	--

Write your sentence neatly.

<hr/> <hr/> <hr/>
-------------------

Draw and color a picture to go with your sentence.

--------------------------------------

©2013 Learning With A Smile

my I new am hat. wearing

Name: \_\_\_\_\_

### Mixed Up and Fixed Up #5



Cut out the words at the bottom of the page and paste them in the correct order.

--	--	--	--	--	--

Write your sentence neatly.

<hr/> <hr/> <hr/>
-------------------

Draw and color a picture to go with your sentence.


--------------------------------------

©2013 Learning With A Smile

is	little	very	This	happy.	boy
----	--------	------	------	--------	-----

Name: \_\_\_\_\_

### Mixed Up and Fixed Up #6



Cut out the words at the bottom of the page and paste them in the correct order.

--	--	--	--	--	--

Write your sentence neatly.

<hr/> <hr/> <hr/>
-------------------------

Draw and color a picture to go with your sentence.

--

is      The      black      bee      yellow.      and



Name: \_\_\_\_\_

### Mixed Up and Fixed Up #7



Cut out the words at the bottom of the page and paste them in the correct order.

--	--	--	--	--	--

Write your sentence neatly.

<hr/> <hr/>
----------------


Draw and color a picture to go with your sentence.

--

on	bird	branch.	the	The	is
----	------	---------	-----	-----	----

Name: \_\_\_\_\_

### Mixed Up and Fixed Up #8



Cut out the words at the bottom of the page and paste them in the correct order.

--	--	--	--	--	--

Write your sentence neatly.

---

---

---


Draw and color a picture to go with your sentence.

very My is dog playful. cute



Name: \_\_\_\_\_

### Mixed Up and Fixed Up #9



Cut out the words at the bottom of the page and paste them in the correct order.

--	--	--	--	--	--

Write your sentence neatly.

---

---

---

Draw and color a picture to go with your sentence.

has    hippo    friend.    The    new    a

Name: \_\_\_\_\_

## Mixed Up and Fixed Up #10



Cut out the words at the bottom of the page and paste them in the correct order.

--	--	--	--	--	--

Write your sentence neatly.

---

---


Draw and color a picture to go with your sentence.

©2013 Learning With A Smile

see	Did	pretty	you	the	butterfly?
-----	-----	--------	-----	-----	------------

Name: \_\_\_\_\_

## Mixed Up and Fixed Up #11



Cut out the words at the bottom of the page and paste them in the correct order.

--	--	--	--	--	--

Write your sentence neatly.

<hr/> <hr/> <hr/>
-------------------


Draw and color a picture to go with your sentence.

--

little	bear	The	smiling.	brown	is
--------	------	-----	----------	-------	----

Name: \_\_\_\_\_

### Mixed Up and Fixed Up #12



Cut out the words at the bottom of the page and paste them in the correct order.

--	--	--	--	--	--

Write your sentence neatly.

---

---

---

Draw and color a picture to go with your sentence.


A large, empty rectangular box with a solid black border, intended for a student to draw a picture related to their sentence.

©2013 Learning With A Smile

on | table. | The | the | ant | crawled

Name: \_\_\_\_\_

### Mixed Up and Fixed Up #13



Cut out the words at the bottom of the page and paste them in the correct order.

--	--	--	--	--	--

Write your sentence neatly.

---

---

---

Draw and color a picture to go with your sentence.

©2013 Learning With A Smile

cat | black | is | The | orange. | and

Name: \_\_\_\_\_

### Mixed Up and Fixed Up #14



Cut out the words at the bottom of the page and paste them in the correct order.

--	--	--	--	--	--

Write your sentence neatly.

---

---

---

Draw and color a picture to go with your sentence.

little | What | name? | the | is | girl's



Name: \_\_\_\_\_

### Mixed Up and Fixed Up #15



Cut out the words at the bottom of the page and paste them in the correct order.

--	--	--	--	--	--

Write your sentence neatly.

---

---

---


Draw and color a picture to go with your sentence.

A large, empty rectangular box with a solid border, intended for drawing a picture related to the sentence.

Sam for party. the is ready

Name: \_\_\_\_\_

## Mixed Up and Fixed Up #16



Cut out the words at the bottom of the page and paste them in the correct order.

--	--	--	--	--	--

Write your sentence neatly.

---

---

---

Draw and color a picture to go with your sentence.

©2013 Learning With A Smile

going? brown Where the is bear

Name: \_\_\_\_\_

### Mixed Up and Fixed Up #17



Cut out the words at the bottom of the page and paste them in the correct order.

--	--	--	--	--	--

Write your sentence neatly.

<hr/> <hr/> <hr/>
-------------------

Draw and color a picture to go with your sentence.

--

beautiful	It	day!	a	is	spring
-----------	----	------	---	----	--------